

CATÁLOGO

THOR[®]
K I T C H E N

COOKING | COOLING | CLEANING | OUTDOOR





THOR IS BORN

At THOR Kitchen, we believe that greatness lies within each of us – waiting to be unleashed, waiting to ignite. That’s why we’re not just in the business of making appliances – we’re in the business of igniting culinary creativity. Imagine stepping into your kitchen and feeling a surge of inspiration, a spark of creativity. Our innovative appliances are more than just tools – they’re catalysts for self-expression, gateways to new possibilities, and vessels for your imagination. From our sleek range that turns cooking into an art form, to our versatile fridge that keeps your ingredients fresh and your dreams alive, every appliance is designed to empower you to be the best version of yourself. So go ahead, ignite your culinary creativity, and turn everyday meals into gourmet experiences with THOR Kitchen.

TABLE OF CONTENTS



COOKING 4 - 15



COOLING 16 - 26



CLEANING 27 - 28



OUTDOOR 29 - 33





COOKING



GAS RANGES

THOR Kitchen Gas Ranges are stainless steel machines that are designed with professional features and functionality. With powerful burners, continuous grates and a commercial convection fan, these ranges take everything from prime rib to snicker doodles to the next level. Oh, and did we mention the 15,000 BTU griddle?

RANGE FEATURES

GAS 



HIGH-POWERED BTU BURNERS



LARGE OVEN CAPACITY



GRIDDLE FEATURE
(48 INCH ONLY)




STORAGE SPACE
(L SERIES)



CONVECTION FAN



CONTINUOUS COOKING GRATES



EVEN HEAT BROILER



PRO-STYLE KNOBS



PORCELAIN SPILL TRAY



PORCELAIN INTERIOR

L SERIES RANGES GAS



LRG3001U

30" GAS RANGE - NAT GAS

4,000 - 18,000 BTU Cooktop Burners
Oven Capacity: 4.55 cu. ft.
Continuous Cast Iron Cooking Grates
Tube Broil Burner: 10,000 BTU

Bake Burner: 18,500 BTU
Convection Fan
Even Heat Broiler
Storage Space Drawer



LRG3001ULP

30" GAS RANGE - LP GAS

4,000 - 18,000 BTU Cooktop Burners
Oven Capacity: 4.55 cu. ft.
Continuous Cast Iron Cooking Grates
Tube Broil Burner: 10,000 BTU

Bake Burner: 18,500 BTU
Convection Fan
Even Heat Broiler
Storage Space Drawer

T SERIES RANGES GAS/ELECTRIC



TRG3601

36" GAS RANGE - NAT GAS

650 - 18,000 BTU Cooktop Burners
650 BTU Simmer
Bake Burner Power: 22,000 BTU
Broil Burner Power: 13,500 BTU

Oven Capacity: 6.0 cu. ft.
Continuous Cast Iron Cooking Grates
Commercial Convection Fan (800W Heating Element)



TRG3601LP

36" GAS RANGE - LP GAS

650 - 18,000 BTU Cooktop Burners
650 BTU Simmer
Bake Burner Power: 22,000 BTU
Broil Burner Power: 13,500 BTU

Oven Capacity: 6.0 cu. ft.
Continuous Cast Iron Cooking Grates
Commercial Convection Fan (800W Heating Element)



RSG36

36" GAS RANGE -SS - NAT GAS

Max BTU - 18,000 BTU
Tilt Panel Touch Control
Continuous Cooking Grates
High-Performance Burners

White Projector Light on Panel
True Convection Fan
Telescopic Racks
Powerful Broil Burner



RSG36LP

36" GAS RANGE-SS - LP GAS

Max BTU - 18,000 BTU
Tilt Panel Touch Control
Continuous Cooking Grates
High-Performance Burners

White Projector Light on Panel
True Convection Fan
Telescopic Racks
Powerful Broil Burner



RSG36B

36" GAS RANGE -BLACK - NAT GAS

Max BTU - 18,000 BTU
Tilt Panel Touch Control
Continuous Cooking Grates
High-Performance Burners

White Projector Light on Panel
True Convection Fan
Telescopic Racks
Powerful Broil Burner



RSG36BLP

36" GAS RANGE -BLACK - LP GAS

Max BTU - 18,000 BTU
Tilt Panel Touch Control
Continuous Cooking Grates
High-Performance Burners

White Projector Light on Panel
True Convection Fan
Telescopic Racks
Powerful Broil Burner



GAS COOKTOPS

THOR Kitchen's Professional Drop-In Gas Cooktops are equipped to handle everything from simple dishes to haute cuisine, and the sleek design complements any kitchen design. This is the professional cooktop that will keep your passion for cooking forever aflame.

COOKTOPS GAS



TGC3601

36" GAS COOKTOP (LP CONVERSION KIT INCLUDED)

Six Burners
Two High-Intensity 18,000 BTU
Power Burners: 6,000-18,000BTU
Continuous Cast Iron Cooking Grates

Automatic Electric Ignition
Professional Illuminated Knobs
Wok Ring Included



TGC3001

30" GAS COOKTOP (LP CONVERSION KIT INCLUDED)

Four Burners
One High-Intensity 18,000 BTU
Power Burner: 9,000-18,000BTU
Continuous Cast Iron Cooking Grates

Automatic Electric Ignition
Professional Illuminated Knobs
Wok Ring Included

COOKTOP FEATURES

GAS 



4 -W 6 HIGH-INTENSITY BURNERS



PROFESSIONAL ILLUMINATED KNOBS



CONTINUOUS COOKING GRATES



AUTOMATIC ELECTRIC IGNITION



LIQUID PROPANE OPTION



WOK RING

ELECTRIC + INDUCTION COOKTOPS

THOR Kitchen's Professional Electric Cooktops offer powerful, precise heat at the touch of a button to slowly simmer sauces or quickly boil large pots of water. Our Induction Cooktops technology combines the temperature responsiveness of a gas cooktop with the fast performance of an electric cooktop. Also, depending on your needs, induction is inherently more energy-efficient and features faster heat-up times. The sleek design complements any kitchen and perfectly balances style, convenience, and power.

COOKTOP FEATURES

ELECTRIC + INDUCTION



SYNC BURNER



4 - 5 RADIANT ELEMENTS



TOUCH GLASS CONTROLS

COOKTOPS ELECTRIC/INDUCTION



TIH36

36" INDUCTION COOKTOP

Elements: 5

One 11-inch 2,300/3,700 Watt Element

Two 9-inch 1,800/2,100 Watt Elements

Two 7-inch 1,200-1,500 Watt Elements

9 Power Levels

Power Boost

Touch Controls

Residual Heat Indicators and Lock



TEC36

36" ELECTRIC COOKTOP

Fuel Type: Electric

Elements: 5

Power Settings: 9

Voltage/Frequency/Amps: 240/60Hz/40A


Power Elements: 600W- 3600W

Controls: Touch Control with Red LED

Cooktop Material: Ceramic Glass

Timer Function: 99 Mins Max





ELECTRIC WALL OVEN

With professional design and performance, the THOR Kitchen 30 Inch Professional Self-Cleaning Electric Wall Oven adds power and a modern accent to your kitchen. This 4.8 cubic foot oven offers the functionality to bake, convection bake, convection roast, broil, heat and keep food warm like a professional chef. The stainless steel finish seamlessly matches your existing appliances and the touch glass control panel makes changing temperatures and settings easy. The Warming Drawer provides flexible temperatures control with a sleek stylish design.

WALL OVEN + WARMING DRAWER ELECTRIC



HEW3001

30" SINGLE OVEN

Touch Glass Control Panel
White LED Display
Multiple Cooking Modes
Hidden Bake Element
Broil Power: 3,500W

Bake Power: 3,000W
Large Oven Capacity: 4.8 cu. ft.
Stainless Steel Exterior
Self-Cleaning Function
Easy-to-Clean Interior



TWD3001

30" WARMING DRAWER

Flexible Temperature Control
Multiple Modes
Sleek Design
Humidity Control

Hidden LCD Display and Controls
Soft Close Drawers
Three Serving Pans Included
Drawer Open Alarm

WALL OVEN FEATURES

ELECTRIC



TOUCH GLASS CONTROL PANEL



MULTIPLE CONVECTION MODES



HIDDEN BAKE ELEMENT



LARGE OVEN CAPACITY



STAINLESS STEEL EXTERIOR



POWER & CONTROL

MICROWAVES & SPEED OVENS

Calling all “microwave chefs,” the THOR Kitchen 24 & 30-inch Microwave Drawers and Speed Ovens offer all of the luxury features you’d expect from a premium appliance. Multi-power levels for precision heating and multiple unique easy-to-use food prep functions including popcorn, melting chocolate, and defrost.

SPEED OVENS



TM030H

30" BUILT - IN MICROWAVE

Powerful Performance
Spacious Capacity: 1.6 cu ft.
Ceramic and Enamel Turntable

Sleek Design
Air Fry Capabilities





REFRIGERATION

YOUR FRENCH VANILLA DOWN
BELOW SHOULD NEVER SMELL LIKE
YOUR FRESH SALMON UP ABOVE.

Let's keep everything as cool, crisp, cold and/or frozen as the recipes call for, shall we? Answering the call is our freestanding refrigerators. Inside where the magic happens, you'll find two freezer drawers, a full-width chiller drawer and a Triple or Twin Cooling system that separates the refrigerator and freezer zones. Moisture, odor transfer and freezer burn, gone. Compliments on meals, way, way up.



TRF3601FD 36" FREESTANDING FRENCH DOOR REFRIGERATOR WITH DISPENSER

Storage Space: 21.6 cu ft.
Flex Drawers
Two Crisper Drawers
Triple-Tech Cooling System
Counter-Depth
Gallon Door Bins
Ice and Water Dispenser
Door Alarm

Fingerprint Resistant Stainless Steel Finish
Adjustable Racks and Shelves
Automatic Ice-Maker
Super Freezing and Cooling Function
Water Filtration
Individual Ice Maker Cooling Control
Showcase LED lighting



REFRIGERATION FEATURES

ELECTRIC



STORAGE SPACE



FLEX DRAWER



CRISPER DRAWERS



TRIPLE OR DUAL-TECH COOLING SYSTEM



FINGERPRINT RESISTANT



COUNTER-DEPTH



ICE & WATER DISPENSER



SUPER FREEZING AND COOLING



SHOWCASE LED LIGHTING



ADJUSTABLE RACKS & SHELVES



WATER FILTRATION
(TRF3601FD ONLY)



FREEZER DRAWERS



ENERGY STAR CERTIFIED



BUILT-IN REFRIGERATION

Experience the seamless integration of our panel-ready built-in refrigerators, designed to align perfectly with your cabinetry for a fully personalized and streamlined kitchen look. These refrigerators blend effortlessly into your kitchen's design, providing a sleek and modern aesthetic without compromising on functionality. Enjoy the benefits of advanced cooling technology and spacious storage, all while maintaining a cohesive and sophisticated kitchen environment. Elevate your kitchen with the elegance and efficiency of our built-in refrigerators, where design meets performance.



XRF3016BBP **30" BUILT-IN PANEL READY** **REFRIGERATOR COLUMN**

Total Capacity: 16.1 cu ft.

Refrigerator Capacity: 11.6 cu ft.

Freezer Capacity: 4.5 cu ft.

Touch Control

Digital Display

Soft Close Drawers

Customized Modes (Sabbath/Holiday/Eco)

Interior Water Dispenser

Height Adjustable Shelves

Spill Proof Glass Shelves

LED Interior Lighting

Field Reversible Door

Ultra Quiet Operation at 43dBA

Appliance Leveling Capability

BUILT-IN REFRIGERATION FEATURES



PANEL-READY DESIGN



WATER FILTER



HEIGHT-ADJUSTABLE SHELVES



INTERIOR WATER DISPENSER



SOFT-CLOSE DRAWERS



DIGITAL DISPLAY

UNDERCOUNTER REFRIGERATOR, FREEZER, & BEVERAGE COOLERS

THOR Kitchen's 24 Inch UNDERCOUNTER Refrigerator Drawers are freestanding and rated for both indoor and outdoor use. So, add it to the man cave or keep it out by the grill. With sleek stainless steel designs, LED lighting, and soft close drawers, how can something meant to refrigerate look so darn hot?

UNDERCOUNTER



TRF24U

24" UNDERCOUNTER INDOOR/OUTDOOR REFRIGERATOR DRAWERS

Indoor and Outdoor Rated
Large Storage Space: 5.4 cu ft.
Two Soft Close Drawers
Convection Cooling System
Quiet Operation at 44dBA

Touch Control with Blue LED Display
Fingerprint Resistant Finish
Easy Installation
Adjustable Leveling Legs



TRZ24U

24" UNDERCOUNTER INDOOR/OUTDOOR FREEZER DRAWERS

Storage Space: 3.36 cu. ft.
Indoor and Outdoor Rated
Convection Cooling System
Soft Close Drawers

Touch Control with Blue LED Display
Quiet Operation at 46dbA
Fingerprint Resistant Finish
Adjustable Leveling Legs





WINE COOLERS

What is a perfectly cooked masterpiece without the perfectly preserved wine pairing? THOR Kitchen offers a wide range of models with important attention to detail to best accommodate your wine preservation requirements and personal taste—in wine, as well as décor. Our Single and Dual Zone Wine Coolers can be used for entertaining indoors .



PRECISE TEMPERATURE CONTROL




LARGE STORAGE CAPACITY



DUAL TEMPERATURE ZONES



FULL-EXTENSION RACKS



INTERIOR LIGHTS



SECURITY LOCK



SABBATH MODE



CHARCOAL FILTRATION SYSTEM



DOOR ALARM



BOTTLES AND CANS



FREESTANDING



WOODEN OR WIRE SHELVES

WINE COOLERS



TBC2401DI **24" WINE AND REFRIGERATOR 2 DOOR** **UNDERCOUNTER**

21 Bottles (Left Zone)

74 Cans (Right Zone)

Left Temperature Zone 41-65°F

Right Temperature Zone: 38-65°F

Charcoal Filtration System

Fan Assisted Cooling

Seamless Stainless Steel Door Frame

Dual Pane Tempered Glass

Blue LED Interior Lighting

No Frost Design



TWC2403DI **24" BIG WINE COLUMN**

Bottle Capacity: 162 Bottles

Temperature Zone: 41-64°F

Precise Temperature Control

Digital Touch Control with LED Readout

Multi-Color LED Interior Lighting

Sabbath Mode

Charcoal Filtration System

13 Natural Beech Wood Shelves

Full-Extension Racks

304 Stainless Steel

Security Lock

Door Alarm



ICE MAKER

An entertainer's dream, the 15 inch Built-In Ice Maker is the perfect complement to any home refrigeration suite. Keep plenty of fresh ice on hand with an icemaker that produces 50 pounds of ice a day and stores up to 25 pounds of ice in a large capacity bin. Featuring a built-in pump, the Ice Maker is easy to install in any kitchen or residential wet bar.



TIM1501 15" ICE MACHINE

Ice Shape: Cube

50 lbs. of Ice Production per Day

26.5 lbs. Ice Storage Capacity

Removable Basket

Automatic Ice Level Control/Shutoff

ICE MAKER FEATURES

ELECTRIC



BUILT-IN PUMP



STEADY PRODUCTION



AMPLE STORAGE



LED LIGHTING



AUTOMATIC SHUT-OFF



AUTOMATIC DEFROST



MULTIPLE DESIGN OPTIONS



ENERGY STAR CERTIFIED



LIVE CLEAN, MY FRIEND,
LIVE CLEAN.

DISHWASHERS

Whether you're entertaining for one or hosting a full-blown dinner party, things generally get a little messy. And that's where a THOR Kitchen dishwasher is a thing of beauty. You'll find useful features like a multiple filtration system for optimal performance using less water and energy. And a Smart Wash System that actually determines the cycle to use depending on the soil level of the load. It's a well-crafted machine that never met a meal it didn't love.



DW24X8BA99 24" DISHWASHER -SS

Noise Level: 49 dBa
Three-Tiered Spray Arms
Wine Glass Bracket
Height-Adjustable Upper Basket
Status Indicator Lights

Interior Led Lighting
Volts: 120 V
Amperage: 15 Amps



DW24X8BA00 24" DISHWASHER -BLACK

Noise Level: 49 dBa
Three-Tiered Spray Arms
Wine Glass Bracket
Height-Adjustable Upper Basket
Status Indicator Lights

Interior Led Lighting
Volts: 120 V
Amperage: 15 Amps

OUTDOOR



CUSTOMIZE YOUR SPACE AND ENTERTAIN LIKE A BOSS!



Beef up your outdoor kitchen with THOR Kitchen's Modular Outdoor Kitchen Suite. The suite features a sleek, masculine design aesthetic with recessed handles and large surface areas. The modular nature of the suite allows you the flexibility to arrange the pieces in any configuration. The six-piece suite also has the option to incorporate THOR's 24-inch Indoor/Outdoor Undercounter Refrigerator Drawer or Freezer Drawer. #cooklikeagod

BBQ GRILL

4-Burner Gas Grill

REFRIGERATOR CABINET

Add Refrigerator Drawers or Freezer Drawer

GRILL CABINET

BBQ Grill Cabinet with Storage

STORAGE CABINET

Corner Cabinet with Extra Storage

OUTDOOR SINK

Stainless Steel Sink Cabinet

PIZZA OVEN

Stainless Steel Pizza Cabinet

OUTDOOR KITCHEN SUITE



MK04SS304

32" OUTDOOR GAS GRILL

This powerful grill has one 13,000 BTU infrared burner and three 12,000 BTU tube burners, giving you full control to create hot and cool areas on your 'que. It also features a 10,000 BTU rear infrared rotisserie burner, because rotating a bird keeps it juicy.

Liquid Propane/Natural Gas	Four Burners
Infrared Rotisserie Burner	1 x 13,000 BTU, 3 x 12,000 BTU
LED Knob Lights	304 Stainless Steel
3-Inch Fixed Casters	32 1/16" x 10.5" (Grill Cover) x 26" Oven

***This grill is designed for use with an LP gas tank.**



MK03SS304

GRILL BASE (CABINET)

The THOR Kitchen 32 Inch Grill Cabinet is designed to hold our 4-Burner Built-in Propane Gas Island Grill (not included). With two storage drawers and a bottom storage cabinet, it offers extra space to keep your grilling essentials, chef towels and cleaning supplies.

Storage Drawers	304 Stainless Steel
Recessed Handles	32 1/16" x 38" x 25"
3-Inch Fixed Casters	



MK01SS304

OUTDOOR SINK

The stainless steel sink cabinet elevates your outdoor kitchen game as a place to rinse your fresh ingredients before cooking, thaw prepared proteins, and wash your grilling utensils after barbecuing a delicious meal. It features extra cabinet space, a built-in spice rack, and a convenient bottle opener so you can enjoy a brew while you 'que.

Extra Storage	3-Inch Fixed Casters
Bottle Opener	304 Stainless Steel
Storage Tray	32" x 38" x 25"



MK02SS304 **REFRIGERATOR CABINET**

The THOR Kitchen 35 Inch Refrigerator Cabinet Module is designed to house our 24-inch Indoor/Outdoor Undercounter Refrigerator Drawer or Freezer Drawer (appliances not included). It provides additional counter space for you to season ingredients, chop produce and rest your steaks after searing to a perfect medium-rare.

Counter Space	304 Stainless Steel
Appliance Cabinet	35 3/16" x 38" x 26"
3-Inch Fixed Casters	Fit Refrigerator Drawer or Freezer Drawer



MK06SS304 **CORNER CABINET**

The THOR Kitchen Corner Cabinet Module is what you need if you're looking to add an angle to your outdoor kitchen, such as making an L-shape so the modular suite will fit on your back patio. An extra large storage cabinet is the perfect place to store your grilling essentials and cleaning supplies.

Counter Space	304 Stainless Steel
Extra Large Storage Cabinet	43" x 24" x 38"
3-Inch Fixed Casters	



MK07SS304 **PIZZA OVEN**

The THOR Kitchen Wood Burning Pizza Oven adds smokey and savory flavor to any recipe, featuring a classic ceramic pizza stone and flue damper to control heat flow. It comes equipped with a pizza cutter, pizza peel, pizza/pie server, brush – and has a handy accessories rack to store it all (What is an artist without his tools?).

Ceramic Pizza Stone	Pizza Cutter and Peel
Chimney (Flue Damper)	Pie Server and Brush
Extra Large Storage Cabinet	304 Stainless Steel
3-Inch Fixed Casters	27 7/8" x 56 1/2" x 25"



HP001S

PIZZA OVEN

The THOR Kitchen Wood Burning Pizza Oven adds smokey and savory flavor to any recipe, featuring a classic ceramic pizza stone and flue damper to control heat flow. It comes equipped with a pizza cutter, pizza peel, pizza/pie server, brush – and has a handy accessories rack to store it all.

Stainless Steel 430.

Refractory bricks with a thickness of 1.5 cm, inside the oven.

Built-in thermometer with temperature range of 37.78°C / 371.11°C.

Heating time: 5 minutes.

Chimney with heat regulator.

Cooking area: 0.48m² (64cm * 75cm).

Fixed wheels of 2×3" with rotating lock of 2×3" and 2 height adjusters.

Includes Pizza Cutter, Server, Steel Shovel, and Cleaning Brush.

Drawer at the bottom to collect ash.

Product Dimensions: 78 * 77.2 * 20.02cm.

Net Weight: 62 KG.